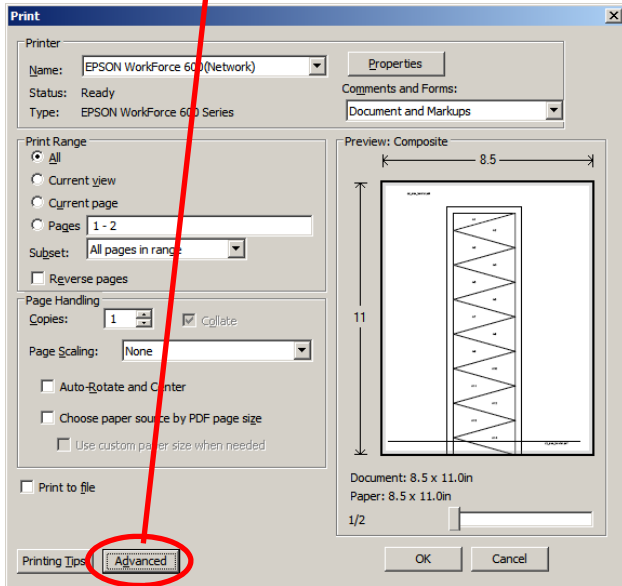
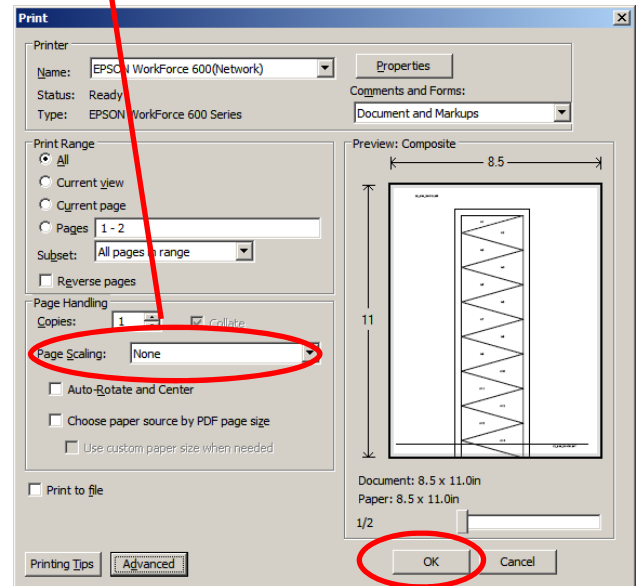


Seam allowance lines not printing from the *Quilts With Attitude* CD? Try this:

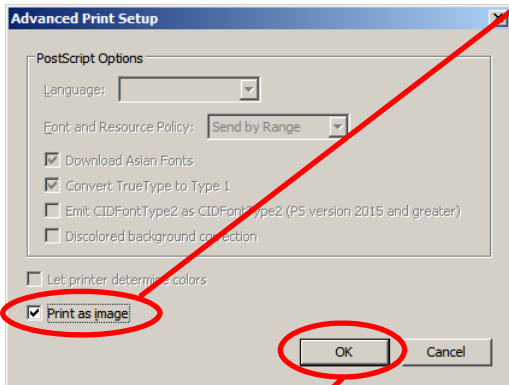
1. In the Adobe "Print" window, click on the "Advanced" button:



3. Important: Ensure that "Page Scaling" is set to 'None'.



2a. Next, place a check mark at "Print as image"



2b. Next, click on "OK"

4. Finally, click on "OK" to print.

Your seam allowance lines should now print properly. If you continue to have issues, please contact [karen@aqquilts.com](mailto:karen@aqquilts.com) or [jeff@DebKarasik.com](mailto:jeff@DebKarasik.com).